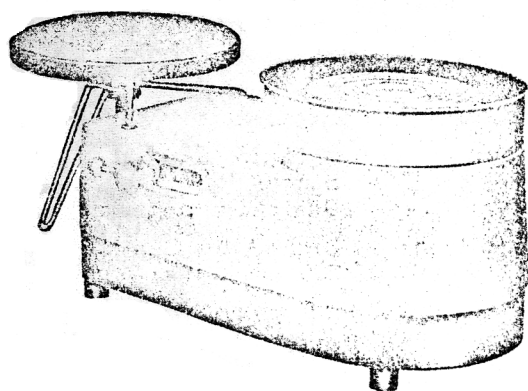



# RINGCONE

## RK-3 Potter's Wheel INSTRUCTION MANUAL



SHIMPO INDUSTRIAL CO., LTD.

WITH THE WHEEL  
YOU SHOULD HAVE RECEIVED



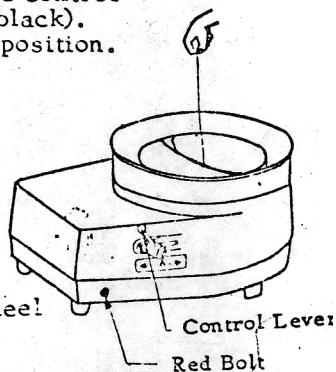
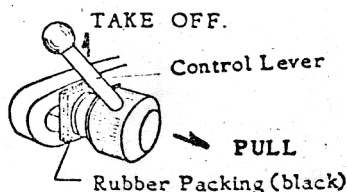
Spanner for Setting  
Up

## SPECIFICATIONS

Speeds:	50 Hz 0 - 165 rpm 60 Hz 0 - 200 rpm
Direction:	Reversible
Motor:	1/11 Hp, 65 W, 220V or 240V, Single Phase Only Desired voltages are available.
Wheel Head:	Light Alloy Casting 200 mm (8 ins) diameter
Dimensions:	Length 540 mm (21 ins) Width 380 mm (14 ins) Height 310 mm (12 ins)
Weight:	35 kgs (77lbs)

## SETTING UP

1. After unpacking, the red bolt used to hold the motor during transit must be removed with the spanner provided. Pull the control lever and take off rubber packing (black). Then place control lever in STOP position.



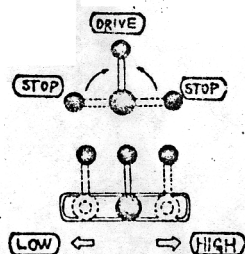
2. Remove plastic coating over the wheel head. To do this pull off the string running across the middle of wheel head and peer away the plastics.

## OPERATIONS

NOTED THAT THE WHEEL SHOULD SEAT ON AN EVEN FLOOR TO AVOID ROCKING WHEN THROWING.

Turn switch on, set the control lever at DRIVE position. Work control lever several times from LOW to HIGH to become familiar with the mechanism. Overall speed is changed steplessly.

When the control lever is placed in STOP position, the cone is disengaged with the ring and the wheel head revolves freely.



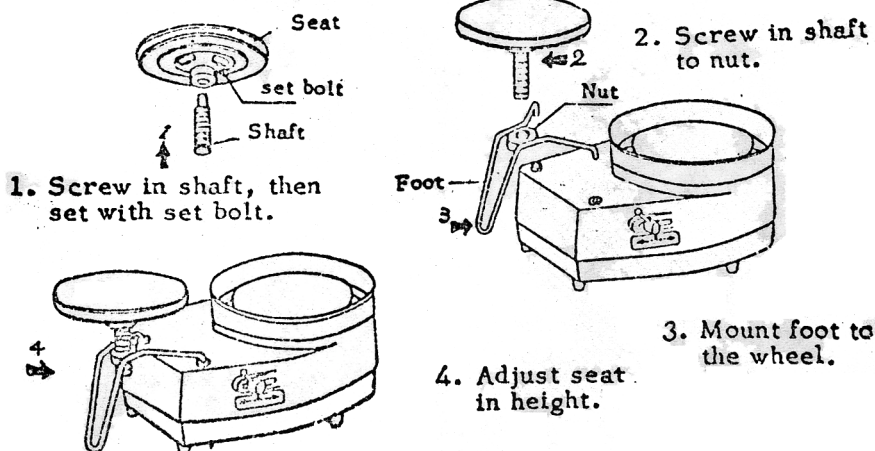
## DIRECTION OF ROTATION

To change direction of rotation place control lever in STOP position and turn switch off. Wait until the motor has stopped before turning the switch to the opposite direction.

## WHEN NOT IN USE

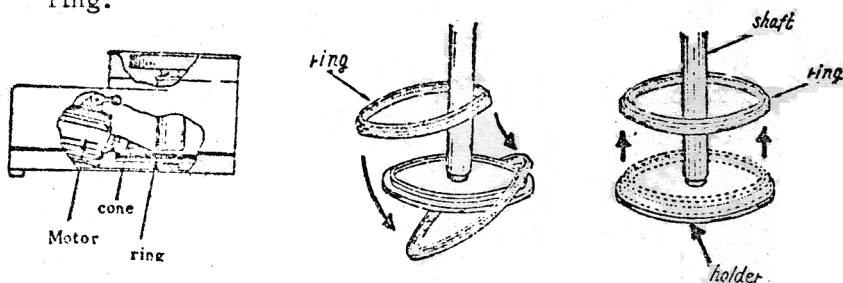
Always turn wheel off at switch. Always leave the control lever in STOP position.

## MOUNTING SEAT (With Seat Type Only)



## HOW TO REPLACE THE RING

Place control lever at STOP position, remove the ring upward from holder and take it out. Replace with a new ring.



**SHIMPO INDUSTRIAL CO., LTD.**

338 Tonoshiro-cho, Kuze, Minami-ku, Kyoto, Japan

Phone: Kyoto (075) 921-7151, Cable "SHIMPO KYOTO"

Telex: 5429 903 SHIMPO J

PRINTED IN JAPAN  
I-740501000